

Kindly join our Telegram channel for Daily Market Updates, Reports & Trading calls for active traders and investor. Link: <https://bit.ly/3aDsf3w>

## Index Snapshot

	Close	Change (%)
NIFTY FUT	14,174	-0.31
NIFTY OI	1,30,42,875	-1.05
BANK NIFTY FUT	31,835	0.11
BANK NIFTY OI	17,90,625	-0.48
NIFTY PCR OI	1.24	-
INDIA VIX	21	2.61

## Market Outlook

- The Nifty index yesterday witnessed some profit booking at higher levels, but the undertone continues to remain bullish as long as the mentioned support of 14,000 is held.
- The index upside resistance stands at 14,300-14,500 levels where fresh call writing has been witnessed and any unwinding will see further up move.
- The Bank Nifty index yesterday outperformed the Nifty index and remains in a buy on dip mode with immediate support at 31,500-31,400 levels. The upside resistance stands at 32,000 level.

## Long Build Up

Company	Close	Price Change (%)	OI Change (%)
BATAINDIA	1668.9	3.4	31.7
GODREJPROP	1469.8	3.9	19.8
SRTRANSFIN	1196.9	6.9	17.9

## Short Build Up

Company	Close	Price Change (%)	OI Change (%)
AARTIIND	1295.1	-3.6	22.1
LUPIN	1005.4	-3.5	13.7
COFORGE	2807	-3	12.7

## Long Unwinding

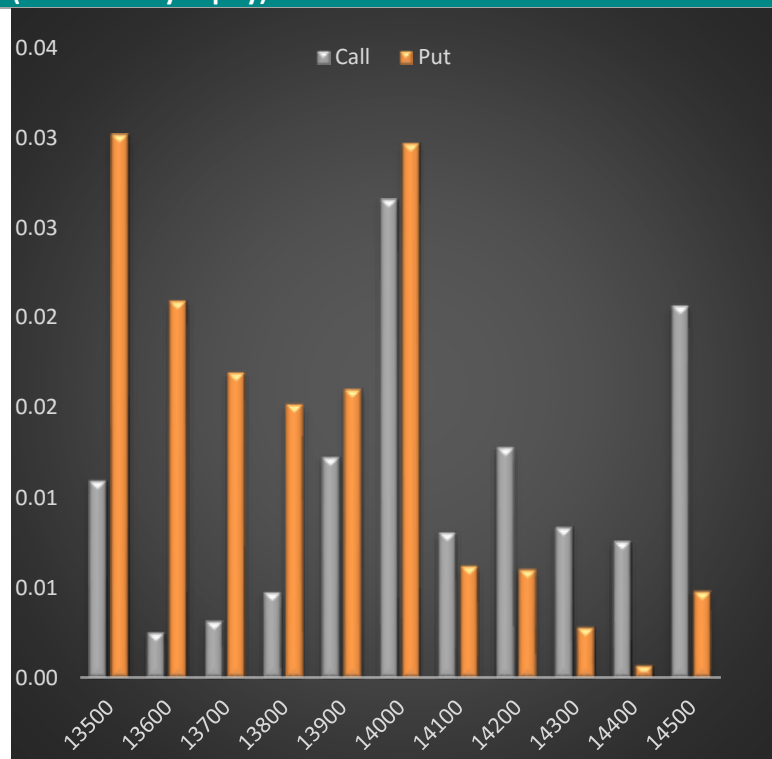
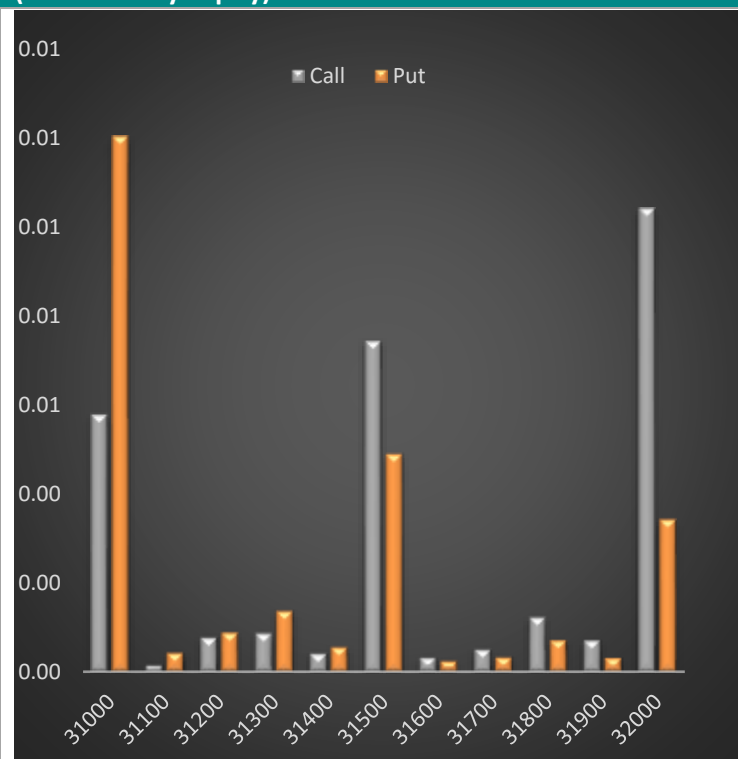
Company	Close	Price Change (%)	OI Change (%)
CANBK	132.8	-2.4	-8.2
SAIL	76.1	-2.4	-7.7
SIEMENS	1611.5	-0.2	-5.2

## Short Covering

Company	Close	Price Change (%)	OI Change (%)
PVR	1418.2	2.2	-6.2
IGL	545	4.4	-4
SHREECEM	24742.7	3.2	-1.6

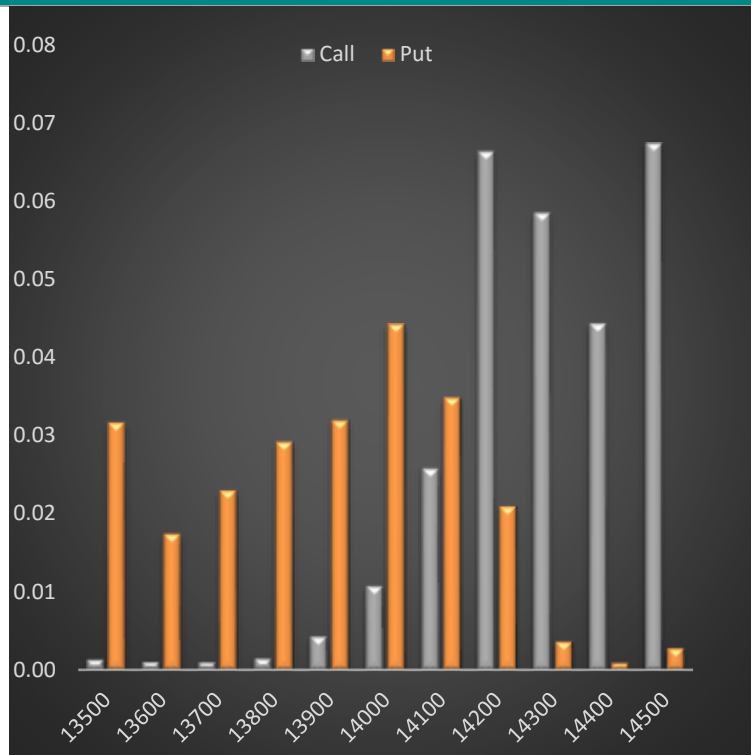
**STOCK VIEW**  
**TORNTPOWER**

The Stock has witnessed 530.8% increase in trading volumes. Along with that the stock has made Long Buildup in which the open Interest increased by 52.8% & price of the stocks increased by 2.9%.

**Nifty Open Interest Concentration (in million units)**  
**(28th January Expiry)**

**Bank Nifty Open Interest Concentration (in million units)**  
**(28th January Expiry)**


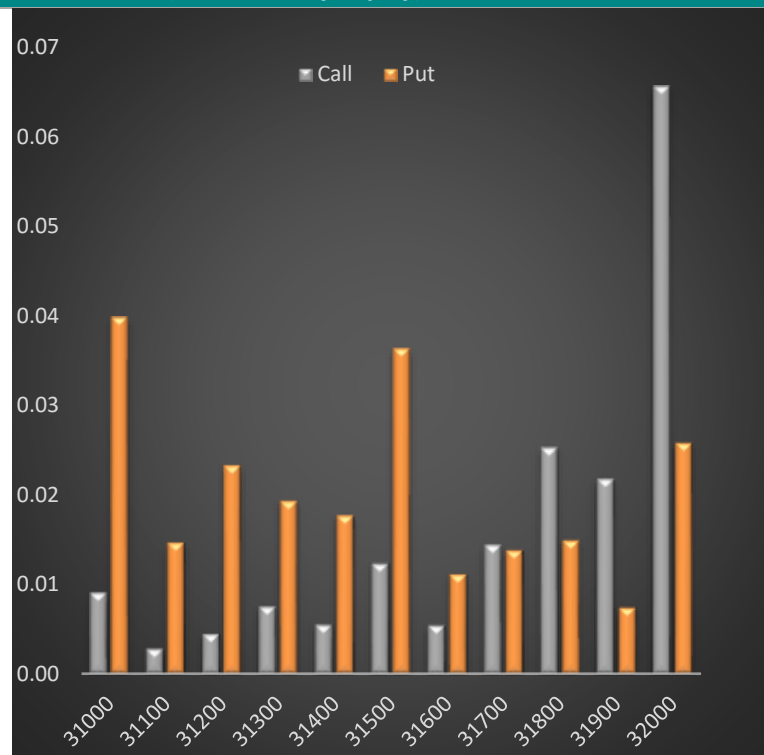
## Open Interest Concentration (In million Units) (Weekly Expiry)

### NIFTY 07th January Expiry



Source:

### BANK NIFTY (07th January Expiry)



Source:

## Index OI Addition and Unwinding (in lakh units) (Weekly Expiry)

Nifty	Strike	Addition	Strike	Unwinding
Call	14200	0.31	14100	0.04
Put	13950	0.02	13000	0.19
Bank Nifty	Strike	Addition	Strike	Unwinding
Call	32000	0.24	31500	0.12
Put	32000	0.20	29000	0.04

## Statistics

### FII OPEN INTEREST DATA

Index/Stocks	05th Jan			06th Jan		
	BUY	SELL	NET	BUY	SELL	NET
INDEX FUT	106993	29698	77295	103902	29528	74374
STOCK FUT	676665	517003	159662	673833	513259	160574
INDEX CALL OPTION	157395	124483	32912	219359	156999	62360
INDEX PUT OPTION	235732	175295	60437	268708	154177	114531
STOCK CALL OPTION	17953	34531	-16578	21829	40076	-18247
STOCK PUT OPTION	21489	21345	144	23580	23011	569

Stocks in Ban Period: SAIL

**Research Head**

A. K. Prabhakar

ak.prabhkar@idbicapital.com

**Derivative Analyst**

Kunal Shah

shah.kunal@idbicapital.com

**IDBI Capital Markets & Securities Ltd.** (A wholly owned subsidiary of IDBI Bank Ltd.)**Retail Research Desk**Regd. Office: 6<sup>th</sup> Floor, IDBI Tower, WTC Complex, Cuffe Parade, Colaba, Mumbai – 400 005.

Phones: (91-22) 2217 1700; Fax: (91-22) 2285 0785; Email: info@idbidirect.in

**SEBI Registration:** BSE & NSE (Cash & FO) – INZ000007237, NSDL – IN-DP-NSDL-12-96, Research – INH000002459, CIN – U65990MH1993GOI075578**Compliance Officer:** Christina D'souza; Email: compliance@idbicapital.com; Telephone: (91-22) 2217 1700**Disclaimer**

This report has been published by IDBI Capital Markets & Securities Ltd. (hereinafter referred to as "IDBI Capital") for private circulation. This report should not be reproduced or copied or made available to others. No person associated with IDBI Capital is obligated to call or initiate contact with you for the purposes of elaborating or following up on the information contained in this report. The information contained herein is strictly confidential and meant for solely for the selected recipient and may not be altered in any way, transmitted to copied or distributed, in part or in whole, to any other person or to the media or reproduced in any form, without the prior written consent of IDBI Capital. Recipients may not receive this report at the same time as other recipients. IDBI Capital will not treat recipients as customers by virtue of their receiving this report.

The information contained herein is from the public domain or sources believed to be reliable, but we do not make any representation or warranty that it is accurate, complete or up-to-date and it should not be relied upon as such. While reasonable care has been taken to ensure that information given is at the time believed to be fair and correct and opinions based thereupon are reasonable, due to the very nature of research it cannot be warranted or represented that it is accurate or complete and it should not be relied upon as such. In so far as this report includes current or historical information, it is believed to be reliable, although its accuracy and completeness cannot be guaranteed. Opinions expressed are current opinions as of the date appearing on this material only. While we endeavor to update on a reasonable basis, the information discussed in this material, IDBI Capital, its directors, employees are under no obligation to update or keep the information current. Further there may be regulatory, compliance, or other reasons that prevent us from doing so.

Prospective investors and others are cautioned that any forward-looking statements are not predictions and may be subject to change without notice.

IDBI Capital, its directors and employees and any person connected with it, will not in any way be responsible for the contents of this report or for any losses, costs, expenses, charges, including notional losses/lost opportunities incurred by a recipient as a result of acting or non-acting on any information/material contained in the report.

This is not an offer to sell or a solicitation to buy any securities or an attempt to influence the opinion or behavior of investors or recipients or provide any investment/tax advice.

This report is for information only and has not been prepared based on specific investment objectives. The securities discussed in this report may not be suitable for all investors. Investors must make their own investment decision based on their own investment objectives, goals and financial position and based on their own analysis.

Trading in stocks, stock derivatives, and other securities is inherently risky and the recipient agrees to assume complete and full responsibility for the outcomes of all trading decisions that the recipient makes, including but not limited to loss of capital.

Opinions, projections and estimates in this report solely constitute the current judgment of the author of this report as of the date of this report and do not in any way reflect the views of IDBI Capital, its directors, officers, or employees.

This report is not directed or intended for distribution to, or use by, any person or entity who is a citizen or resident of or located in any locality, state, country or other jurisdiction, where such distribution, publication, availability or use would be contrary to law, regulation or which would subject IDBI Capital and associates to any registration or licensing requirement within such jurisdiction. The securities described herein may or may not be eligible for sale in all jurisdictions or to certain category of investors. Persons in whose possession this report may come are required to inform themselves of and to observe such restriction.

E-mail is not a secure method of communication. IDBI Capital cannot accept responsibility for the accuracy or completeness of any e-mail message or any attachment(s).

This transmission could contain viruses, be corrupted, destroyed, incomplete, intercepted, lost or arrived late. IDBI Capital, its directors or employees or associates accept no liability for any damage caused, directly or indirectly, by this email.