

Kindly join our Telegram channel for Daily Market Updates, Reports & Trading calls for active traders and investor. Link: <https://bit.ly/3aDsf3w>

Index Snapshot

	Close	Change (%)
NIFTY FUT	14,489	0.85
NIFTY OI	1,38,51,900	4.28
BANK NIFTY FUT	32,096	-0.18
BANK NIFTY OI	15,66,175	-6.84
NIFTY PCR OI	1.8	-
INDIA VIX	22.38	8.57

Market Outlook

- The Nifty index yesterday continued its uptrend and remains in a buy on dip mode with immediate support at 14,300-14,200 levels where fresh put writing has been observed.
- The index upside resistance stands at 14,500 where fresh call writing has been witnessed and if breached will see further upside towards 14,600-14,800 levels.
- The Bank Nifty index remained under pressured and if breached below 32,000 will witness further downside towards the levels of 31,500.

Long Build Up

Company	Close	Price Change (%)	OI Change (%)
TATAMOTORS	221.4	11.5	18.8
WIPRO	444.6	3.6	18.2
TECHM	1080.8	2.7	15.7

Short Build Up

Company	Close	Price Change (%)	OI Change (%)
ZEEL	224.4	-3.3	10.4
BAJFINANCE	5006.2	-1.9	9.6
RELIANCE	1905.7	-1.9	5.9

Long Unwinding

Company	Close	Price Change (%)	OI Change (%)
CHOLAFIN	427.7	-1.3	-4.2
INDUSTOWER	262.1	-2.3	-4.2
SAIL	75.3	-2.1	-3.6

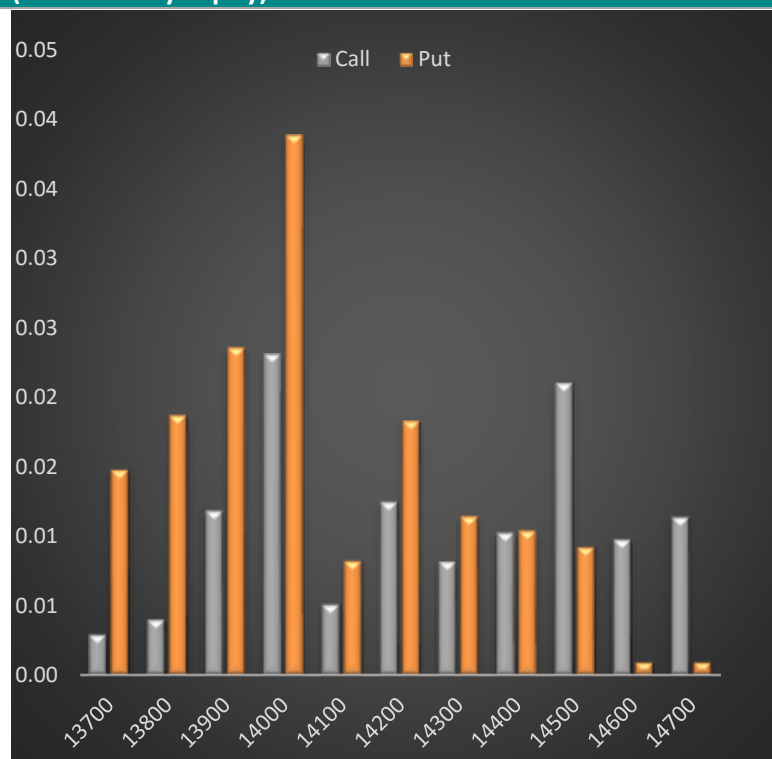
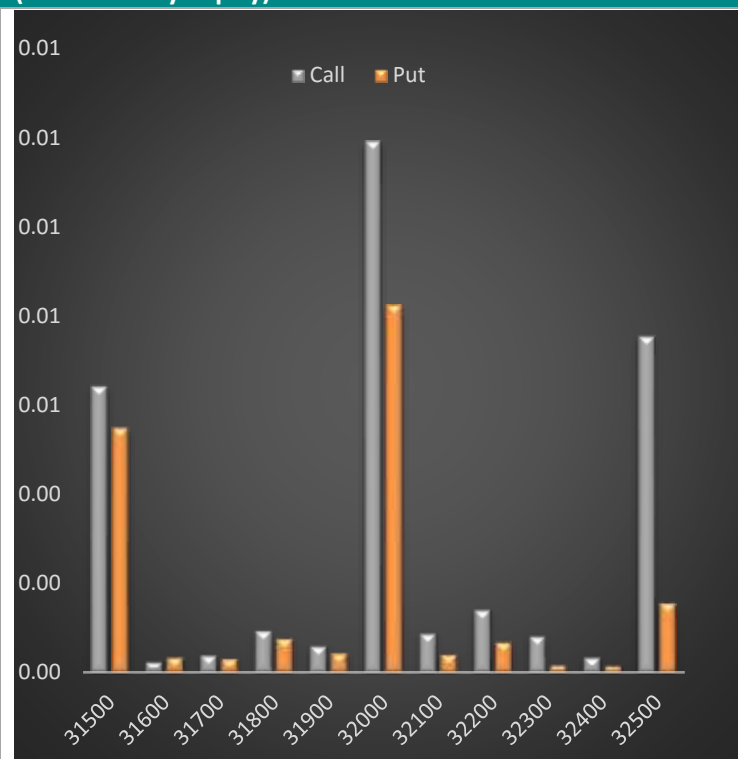
Short Covering

Company	Close	Price Change (%)	OI Change (%)
GODREJCP	772.5	2.9	-8.9
TCS	3172.2	1.8	-12.8
COALINDIA	141.9	1.3	-3.3

STOCK VIEW

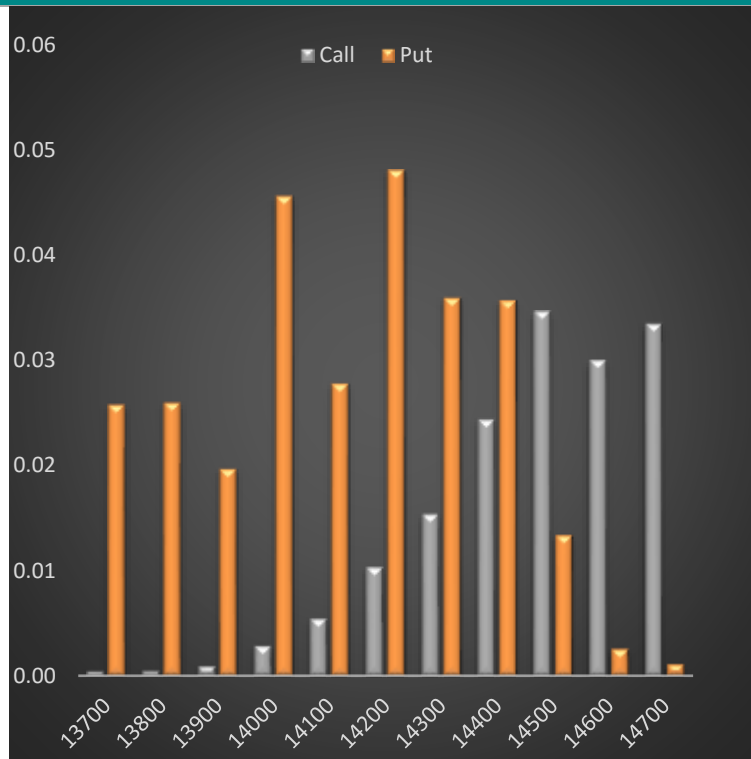
COLPAL

The Stock has witnessed 532.4% increase in trading volumes. Along with that the stock has made Long Buildup in which the open Interest increased by 9.8% & price of the stocks increased by 3.3%.

Nifty Open Interest Concentration (in million units)
(28th January Expiry)Bank Nifty Open Interest Concentration (in million units)
(28th January Expiry)

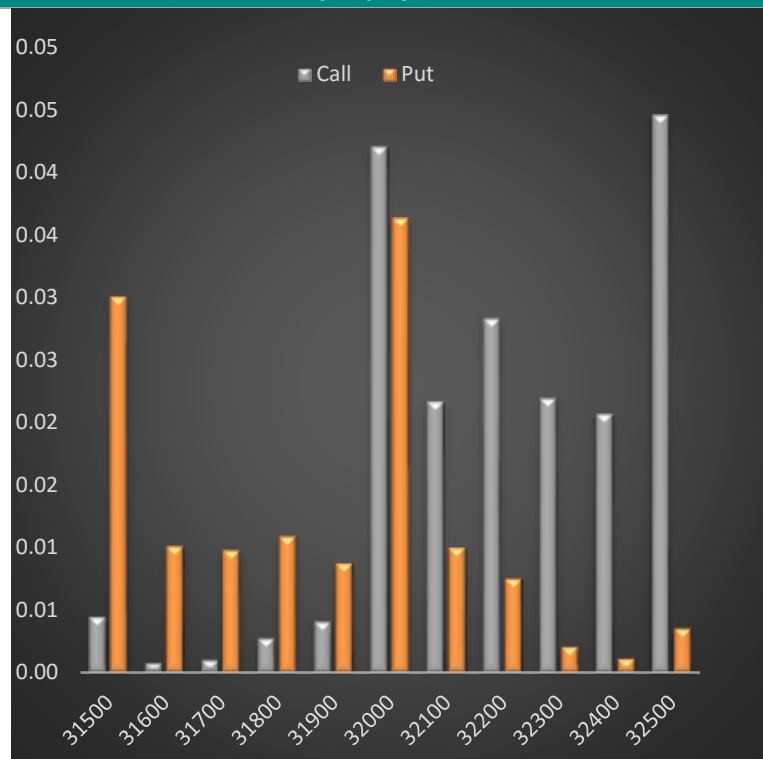
Open Interest Concentration (In million Units) (Weekly Expiry)

NIFTY 14th January Expiry



Source:

BANK NIFTY (14th January Expiry)



Source:

Index OI Addition and Unwinding (in lakh units) (Weekly Expiry)

Nifty	Strike	Addition	Strike	Unwinding
Call	14800	0.12	14300	0.12
Put	14400	0.30	13300	0.05
Bank Nifty	Strike	Addition	Strike	Unwinding
Call	32500	0.10	-	-
Put	31200	0.08	29900	0.02

Statistics

FII OPEN INTEREST DATA

Index/Stocks	08th Jan			11th Jan		
	BUY	SELL	NET	BUY	SELL	NET
INDEX FUT	114479	26070	88409	102855	27796	75059
STOCK FUT	686932	517628	169304	691147	513475	177672
INDEX CALL OPTION	180967	116324	64643	199917	135829	64088
INDEX PUT OPTION	255594	175123	80471	284610	185941	98669
STOCK CALL OPTION	25636	47123	-21487	28422	51781	-23359
STOCK PUT OPTION	26580	25994	586	28609	28018	591

Stocks in Ban Period: SAIL

Research Head

A. K. Prabhakar

ak.prabhkar@idbicapital.com

Derivative Analyst

Kunal Shah

shah.kunal@idbicapital.com

**IDBI Capital Markets & Securities Ltd.** (A wholly owned subsidiary of IDBI Bank Ltd.)**Retail Research Desk**Regd. Office: 6th Floor, IDBI Tower, WTC Complex, Cuffe Parade, Colaba, Mumbai – 400 005.

Phones: (91-22) 2217 1700; Fax: (91-22) 2285 0785; Email: info@idbidirect.in

SEBI Registration: BSE & NSE (Cash & FO) – INZ000007237, NSDL – IN-DP-NSDL-12-96, Research – INH000002459, CIN – U65990MH1993GOI075578**Compliance Officer:** Christina D'souza; Email: compliance@idbicapital.com; Telephone: (91-22) 2217 1700**Disclaimer**

This report has been published by IDBI Capital Markets & Securities Ltd. (hereinafter referred to as "IDBI Capital") for private circulation. This report should not be reproduced or copied or made available to others. No person associated with IDBI Capital is obligated to call or initiate contact with you for the purposes of elaborating or following up on the information contained in this report. The information contained herein is strictly confidential and meant for solely for the selected recipient and may not be altered in any way, transmitted to copied or distributed, in part or in whole, to any other person or to the media or reproduced in any form, without the prior written consent of IDBI Capital. Recipients may not receive this report at the same time as other recipients. IDBI Capital will not treat recipients as customers by virtue of their receiving this report.

The information contained herein is from the public domain or sources believed to be reliable, but we do not make any representation or warranty that it is accurate, complete or up-to-date and it should not be relied upon as such. While reasonable care has been taken to ensure that information given is at the time believed to be fair and correct and opinions based thereupon are reasonable, due to the very nature of research it cannot be warranted or represented that it is accurate or complete and it should not be relied upon as such. In so far as this report includes current or historical information, it is believed to be reliable, although its accuracy and completeness cannot be guaranteed.

Opinions expressed are current opinions as of the date appearing on this material only. While we endeavor to update on a reasonable basis, the information discussed in this material, IDBI Capital, its directors, employees are under no obligation to update or keep the information current. Further there may be regulatory, compliance, or other reasons that prevent us from doing so.

Prospective investors and others are cautioned that any forward-looking statements are not predictions and may be subject to change without notice.

IDBI Capital, its directors and employees and any person connected with it, will not in any way be responsible for the contents of this report or for any losses, costs, expenses, charges, including notional losses/lost opportunities incurred by a recipient as a result of acting or non-acting on any information/material contained in the report.

This is not an offer to sell or a solicitation to buy any securities or an attempt to influence the opinion or behavior of investors or recipients or provide any investment/tax advice.

This report is for information only and has not been prepared based on specific investment objectives. The securities discussed in this report may not be suitable for all investors. Investors must make their own investment decision based on their own investment objectives, goals and financial position and based on their own analysis.

Trading in stocks, stock derivatives, and other securities is inherently risky and the recipient agrees to assume complete and full responsibility for the outcomes of all trading decisions that the recipient makes, including but not limited to loss of capital.

Opinions, projections and estimates in this report solely constitute the current judgment of the author of this report as of the date of this report and do not in any way reflect the views of IDBI Capital, its directors, officers, or employees.

This report is not directed or intended for distribution to, or use by, any person or entity who is a citizen or resident of or located in any locality, state, country or other jurisdiction, where such distribution, publication, availability or use would be contrary to law, regulation or which would subject IDBI Capital and associates to any registration or licensing requirement within such jurisdiction. The securities described herein may or may not be eligible for sale in all jurisdictions or to certain category of investors. Persons in whose possession this report may come are required to inform themselves of and to observe such restriction.

E-mail is not a secure method of communication. IDBI Capital cannot accept responsibility for the accuracy or completeness of any e-mail message or any attachment(s).

This transmission could contain viruses, be corrupted, destroyed, incomplete, intercepted, lost or arrived late. IDBI Capital, its directors or employees or associates accept no liability for any damage caused, directly or indirectly, by this email.